


Top 7 Virtual Fieldtrips

Plus 7 Tips to Getting Started!



brought to you by

SimpleK12[®]
powered by InfoSource, Inc.

TOP
7

VIRTUAL FIELDTRIPS

What are virtual field trips?

Taking students on a virtual field trip is a great way to spark their interests and motivate their learning in a specific content area. While field trips offer a great learning opportunity, they can be hard to organize and time consuming. So, what are virtual field trips?

Virtual field trips are interactive Web-based experiences that guide students through an exploration of content about themes, such as a specific place or time. Virtual field trips can offer students more opportunities because you can take them to places they wouldn't normally be able to go to otherwise - like inside a volcano or on the ocean floor! In addition, virtual field trips may even boost students' reading comprehension skills and will expose them to different cultures and environments.

Although virtual field trips may not offer the same sensory experience as being at the physical location, they do have advantages over traditional on-site field trips. One advantage is the freedom students are given to move at their own pace, or that students have the time to explore the virtual environment with as much detail as they want - reading and interacting with the content at a pace that is appropriate for them. Additionally, by encouraging students to explore topics related to their own depth of interest, they are given the opportunity to take control of their own learning, making it a more meaningful experience. And guess what? You and your students can revisit these fieldtrips over and over, providing many opportunities to review and explore!

Virtual field trips are a great way to engage and encourage interaction in the classroom - whatever the subject matter may be!

"11 Hidden Gems of the Internet For Creating a 21st Century Classroom Without Spending A Dime, Without Searching, Without Frustration"

Go here now. Enter your email address so we can send you this Hidden Webtools eBook and some more great resources for FREE!

<http://tinyurl.com/888ebook>



Get Free Instant Access




brought to you by

SimpleK12[®]
powered by InfoSource, Inc.

TOP
7

VIRTUAL FIELDTRIPS


1



Google Art Projects - <http://www.googleartproject.com/>

Google art projects is the collection of 1000+ works from 17 highly acclaimed art museums in the world. With Google art projects you can virtually walk the aisles of these museums and view high resolution images of paintings like Van Gough's "The Bedroom". Google also allows you to create your own art collection by saving individual paintings to a portfolio where you can add notes to the paintings and even share your whole collection with friends.


2



Google Sky - <http://www.google.com/sky/>

Travel the stars with Google Sky. With Google Sky you can view the position of planets, explore constellations, and even watch the birth of distant galaxies. You can even change the view of Google sky to see what the sky would look like if we had the ability to view the universe in x-rays or infrared.

3



Smithsonian - <http://mnh.si.edu/panoramas>

This self-paced, self-guided tour allows viewers to take a detailed virtual tour of the Smithsonian National Museum of Natural History. This is a complete virtual tour where all you have to do is follow the blue arrow around the museum to go on a journey that makes you're feel like you're actually walking the halls of the Smithsonian

4



Panoramas.dk - [http:// panoramas.dk/7-wonders/colosseum.html](http://panoramas.dk/7-wonders/colosseum.html)

Bring the 7 wonders of the world to your classroom with panoramas.dk. This website has breathtaking panoramic views of all 7 wonders of the world which include the Colosseum in Rome, The Great Wall in China, Petra in Jordan, The Taj Mahal in India, Machu Picchu in Peru, Christ Redeemer in Rio, and Chichén Itzá in Mexico.

"11 Hidden Gems of the Internet For Creating a 21st Century Classroom Without Spending A Dime, Without Searching, Without Frustration"

Go here now. Enter your email address so we can send you this Hidden Webtools eBook and some more great resources for FREE!

<http://tinyurl.com/888ebook>



Get Free Instant Access

brought to you by
SimpleK12[®]
powered by InfoSource, Inc.

TOP
7

VIRTUAL FIELDTRIPS

5




The Oxford University Museum of Natural History -

<http://www.chem.ox.ac.uk/oxfordtour/universitymuseum/#>

This virtual tour is of The Oxford University Museum of Natural History. This museum is home to an extensive world-wide collection of zoology, entomology, geology, and mineralogy, including the local dinosaur finds, a 40ft Tyrannosaurus Rex, the observation beehive, and Alice's Dodo. Also a part of the tour is the building itself; one of the finest examples of the Victorian Gothic style of architecture.

6




National Museum of the United States Air Force -

<http://www.nmusafvirtualltour.com/full/tour-pkg.html>

This remarkable tour of the National Museum of the United States Air Force gives viewers a very clear and complete tour of the entire museum grounds. See the progression of aeronautics in the U.S. from its beginnings with the Wright brothers all the way to modern day R&D aircraft.

7



Inside the White House - <http://www.whitehouse.gov/about/interactive-tour>

Travel floor-by-floor as you take an interactive tour of the White House. View official White House photos of rooms as well as browse through the history of that room and its unique features. Also learn the significance each room has in the

day-to-day workings of the White House.

Plus Bonuses!

White House Public Tour - <http://www.visitingdc.com/white-house/virtual-tour-white-house.htm>

360° Panoramic Tour of the United States - <http://panoramas.dk/US/index.html>

Google Moon & Mars - <https://www.cia.gov/about-cia/cia-museum/cia-museum-tour/index.html>

"11 Hidden Gems of the Internet For Creating a 21st Century Classroom Without Spending A Dime, Without Searching, Without Frustration"

Go here now. Enter your email address so we can send you this Hidden Webtools eBook and some more great resources for FREE!

<http://tinyurl.com/888ebook>



Get Free Instant Access

brought to you by
Simple K12[®]
powered by InfoSource, Inc.

7 TIPS

FOR VIRTUAL FIELDTRIPS

- 1 Take our “Conduct Virtual Fieldtrips” Lesson!**
Learn how you can create your own virtual fieldtrips.
<http://online.howtomaster.com/training/html/itc2/itc20201/start.html>
- 2 Stay safe!**
Make sure all of the sites are appropriate for students.
- 3 Plan ahead!**
Setting up your first virtual fieldtrip will take time. Or use one that is already prepared for you.
- 4 Have a goal!**
Make sure the purpose is clearly defined.
- 5 Continue the lesson offline!**
Supplement the trip by bringing in hands-on props - food, music, artifacts, etc.
- 6 Give it a dry run!**
Make sure all links and web pages are working prior to the day of the fieldtrip.
- 7 Leave the work to them!**
As an assignment, have groups of students create their own virtualfield trips and share them

Use Virtual Fieldtrips as:

- The basis of collaborative assignments.
- An individual assignment to foster an existing interest in a content area.
- An avenue to further explore a content area.
- A class where you walk through the fieldtrip on a projector or interactive white board.

“11 Hidden Gems of the Internet For Creating a 21st Century Classroom Without Spending A Dime, Without Searching, Without Frustration”

Go here now. Enter your email address so we can send you this Hidden Webtools eBook and some more great resources for FREE!

<http://tinyurl.com/888ebook>



Get Free Instant Access

brought to you by
SimpleK12[®]
powered by InfoSource, Inc.