



# **Canton Public Schools Reopening Plan**



School Committee  
August 27, 2020



# Professional Development Updates

---

## **211 Educators**

- Technology Professional Development
  - Google to the Max
  - Beginner Google
  - Google Classroom with PlusPortals
- Reading Foundations K-5
- Introduction to Readers' Workshop
- Phonics
- Socratic Seminars
- New Educator Orientation

# DPH COVID-19 Metrics for Schools

---

# DPH COVID-19 Dashboard

| New color-coded metric* |   | DESE expectation for learning model                             |
|-------------------------|---|---|
| <b>RED</b>              | Average daily cases per 100,000 is <b>greater than 8</b>  | Remote  |
| <b>YELLOW</b>           | Average daily cases per 100,000 is <b>between 4 - 8</b>   |   |
| <b>GREEN</b>            | Average daily cases per 100,000 is <b>less than 4</b>   | Full-time in-person<br>OR Hybrid (if extenuating circumstances) |
| <b>UNSHADED</b>         | Fewer than 5 total cases over the past 14 days. Generally, this is for communities with small populations and very few cases. |   |

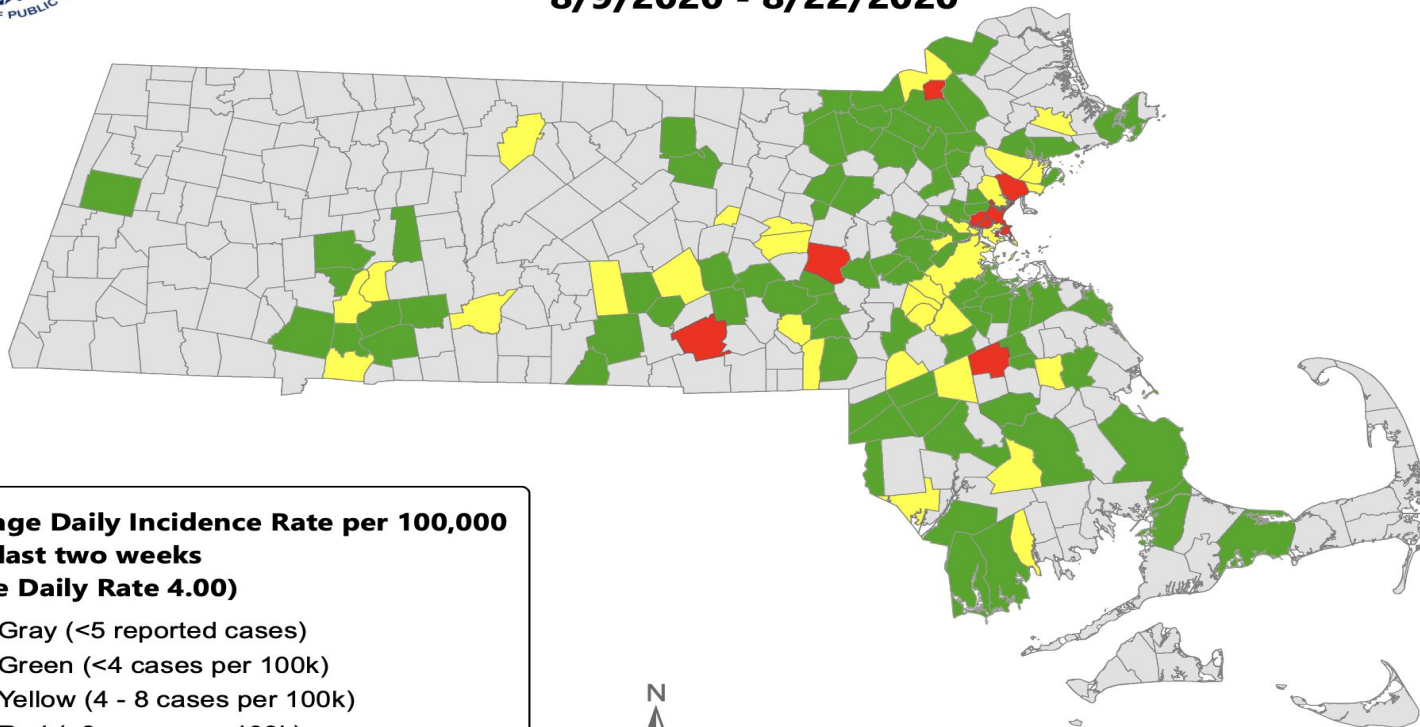
*\*Measured as a 14-day rolling average and will be reported weekly as part of the online DPH dashboard*

| Date | Daily # of total cases | Daily # of new cases |                       |  |               |         |      |
|------|------------------------|----------------------|-----------------------|--|---------------|---------|------|
| 8/13 | 319                    | 0                    |                       |  |               |         |      |
| 8/14 | 324                    | 5                    | Day 1 of 2 wk average | 14 day rolling average of new cases as of 8/27 |               |         | 1.14 |
| 8/15 | 325                    | 1                    |                       |  |               |         |      |
| 8/16 | 326                    | 1                    |                       |  | Red           | 100,000 | 8    |
| 8/17 | 326                    | 0                    |                       |  | Canton Red    | 22,000  | 1.76 |
| 8/18 | 326                    | 0                    |                       |  |               |         |      |
| 8/19 | 329                    | 3                    |                       |  | Yellow        | 100,000 | 4    |
| 8/20 | 330                    | 1                    |                       |  | Canton Yellow | 22,000  | 0.88 |
| 8/21 | 331                    | 1                    | Day 1 of 1 wk average |  |               |         |      |
| 8/22 | 332                    | 1                    |                       |  | Green         | 100,000 | 1    |
| 8/23 | 333                    | 1                    |                       |  | Canton Green  | 22,000  | 0.22 |
| 8/24 | 333                    | 0                    |                       |  |               |         |      |
| 8/25 | 334                    | 1                    |                       |  |               |         |      |
| 8/26 | 333                    | -1                   |                       |  |               |         |      |
| 8/27 | 335                    | 2                    |                       |  |               |         |      |



**Massachusetts Department of Public Health COVID-19 Dashboard - Wednesday, August 26, 2020**

**Average Daily Incidence Rate (per 100,000, PCR only) for COVID-19  
in MA by City/Town Over Last Two Weeks  
8/9/2020 - 8/22/2020**



**Average Daily Incidence Rate per 100,000  
over last two weeks  
(State Daily Rate 4.00)**

- Gray (<5 reported cases)
- Green (<4 cases per 100k)
- Yellow (4 - 8 cases per 100k)
- Red (>8 cases per 100k)

\* Unknown Official City/Town (N = 69 )  
Cases are excluded when City/Town is unknown.

Bureau of Infectious Disease and Laboratory Sciences

\* Data as of 26AUG2020  
and are subject to change.

# State Dashboard- Through August 19, 2020

| City/Town | Total Case Count | Case Count (Last 14 Days) | Average Daily Incidence Rate per 100,000 (Last 14 days) <sup>1</sup> | Relative Change in Case Counts <sup>2</sup> | Total Tests | Total Tests (Last 14 days) | Total Positive Tests (Last 14 days) | Percent Positivity (Last 14 days) | Change in Percent Positivity <sup>3</sup> |
|-----------|------------------|---------------------------|--|---|-------------|----------------------------|-------------------------------------|-----------------------------------|---|
| Cambridge | 1071             | 40                        | 2.5  | No Change                                   | 43424       | 7763                       | 49                                  | 0.63%                             | Lower                                     |
| Canton    | 329              | 17                        | 5.3  | Higher                                      | 6998        | 1055                       | 23                                  | 2.18%                             | Lower                                     |









# State Dashboard- Through August 26, 2020

| City/Town | Total Case Count | Case Count (Last 14 Days) | Average Daily Incidence Rate per 100,000 (Last 14 days) <sup>1</sup> | Relative Change in Case Counts <sup>2</sup> | Total Tests | Total Tests (Last 14 days) | Total Positive Tests (Last 14 days) | Percent Positivity (Last 14 days) | Change in Percent Positivity <sup>3</sup> |
|-----------|------------------|---------------------------|--|---|-------------|----------------------------|-------------------------------------|-----------------------------------|---|
| Cambridge | 1084             | 25                        | 2.0  | Lower                                       | 51003       | 11723                      | 38                                  | 0.32%                             | Lower                                     |
| Canton    | 334              | 16                        | 5.0  | Lower                                       | 7756        | 1362                       | 22                                  | 1.62%                             | Lower                                     |

# Recommendation - A Phased In Approach

---

- September 16 - Remote Learning 2.0, K-12
- September 29 - Hybrid in-person instruction
- Dir. of Student Services working with families with Students with Special Circumstances

| Remote Learning Spring 2020             |  | Remote Learning 2.0                    |
|---|--|--|
| Half day of school                      |  | Full day of school                     |
| Varied schedules; office hours          |  | Follows a consistent school schedule   |
| Devices distributed over time as needed |  | Devices for staff and students         |
| Started with enrichment only - optional |  | Grade level standards and curriculum   |
| No instructional materials at home      |  | Materials will be distributed for home |
| Limited access to online tools          |  | Educator Digital Toolkit               |
| No grades K-8, Credit/No credit at CHS  |  | Grades, participation and attendance   |
| Assignment driven/some live teaching    |  | Live teaching                          |

# Hybrid

---

- All the characteristics from Remote Learning 2.0 are all present in the hybrid model
- Students will benefit from:
  - On and off screen learning opportunities
  - Connection with their class teacher and peers every day
  - Opportunities to collaborate with peers at home and at school
  - In person learning 2 days per week
  - Ease of material transition to support at home learning

# Remote Learning Pathway

---

- Full year, fully remote alternative option for Canton families
- Students will follow a full school schedule throughout the day
- All subject areas will be designated times, including specials
- Movement breaks and opportunities for socialization will be incorporated
- Cognizant of screen time; developmentally appropriate
- Instructional design will drive the learning activities and experiences
- Canton educators will be teaching, following the Canton curriculum
- **Registration link will be going out on Friday morning and will be due Monday by 5 p.m.**
- **Sample schedules will be included**

# HVAC and Air Quality Update

---

- Consultants hired and work scheduled to be completed by September 11th
- Notified of problematic issues as discovered during site visits
- Issues affecting safety acted on immediately

# Transportation Update

---

- Beginning Monday, 8/31, reaching out to families that did not respond in prior surveys
- Bus routes published in Canton Citizen and on District website on Thursday prior to reopening date

# Transportation Plan

---

- Students will be seated no more than one student per bench, alternating sides for each row, which allows students to maintain approximately 3 feet of physical distance. Children from the same household may sit together and in closer proximity (e.g., two students per bench)
- All staff and students on the bus, regardless of age, are required to wear masks at all times.
- Students will be assigned to a single bus and a particular seat
- The district is considering adding a bus monitor for every bus to ensure strict adherence to health and safety guidelines
- School schedules may add tier to bus plan and increase transportation costs

# Transportation Plan (Cont.)



# Cleaning and Operations Update

---

- Summer cleaning complete in all buildings
- Storage units and dumpsters on site at all buildings
- Room cleanouts in process
- Cleaning and Operations Plan Completed (Link below)
- Cleaning supplies and protective equipment purchased and available at all schools

[Canton Covid Cleaning and Operations 2020](#)

# Recommendation - A Phased In Approach

---

- September 16 - Remote Learning 2.0, K-12
- September 29 - Hybrid in-person instruction
- Dir. of Student Services working with families with Students with Special Circumstances