
CANTON PUBLIC SCHOOLS

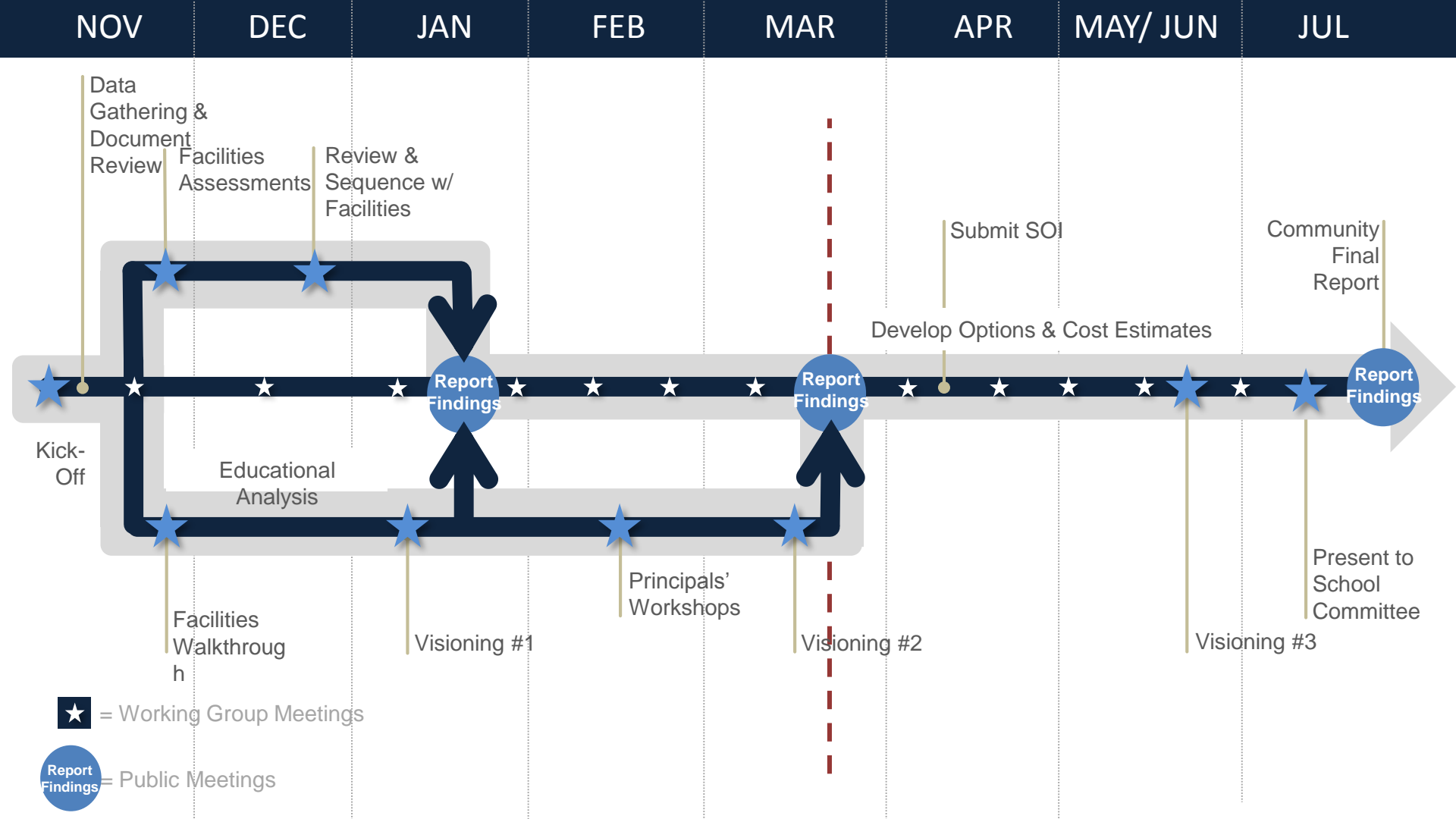
Comprehensive Facilities Assessment



3.23.2017 School Committee

A g e n d a

- Introductions
- Schedule & Process Overview
- Progress Update
 - Enrollment Targets
 - Facilities & Educational Space Needs Assessments
 - Principals' Workshops' Outcomes
 - Visioning Session #2 Outcomes
 - District Administration Programming
- Next Steps



Process Overview

Facilities Assessments

- Code
- Architectural elements
- Structural assessment
- Systems: mechanical, electrical, plumbing
- Site & Civil assessment
- Safety & Security



Programmatic Analysis

- MSBA Comparative Analysis
- Utilization Analyses
- Principals' Interviews
- Visioning Sessions
- Principals' workshops



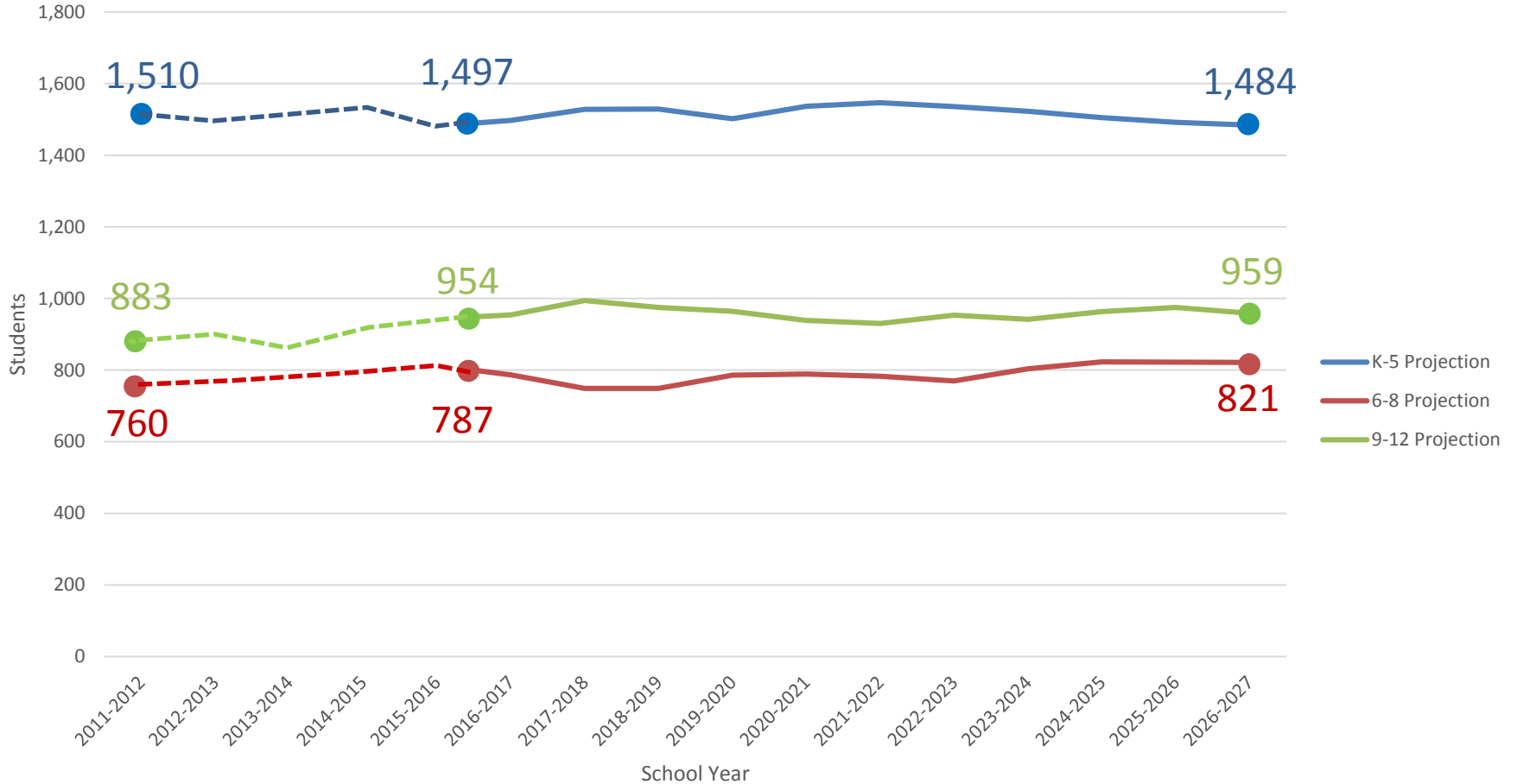
Options

- District-wide
- Site-specific short list
- Cost Estimates

Enrollment Targets

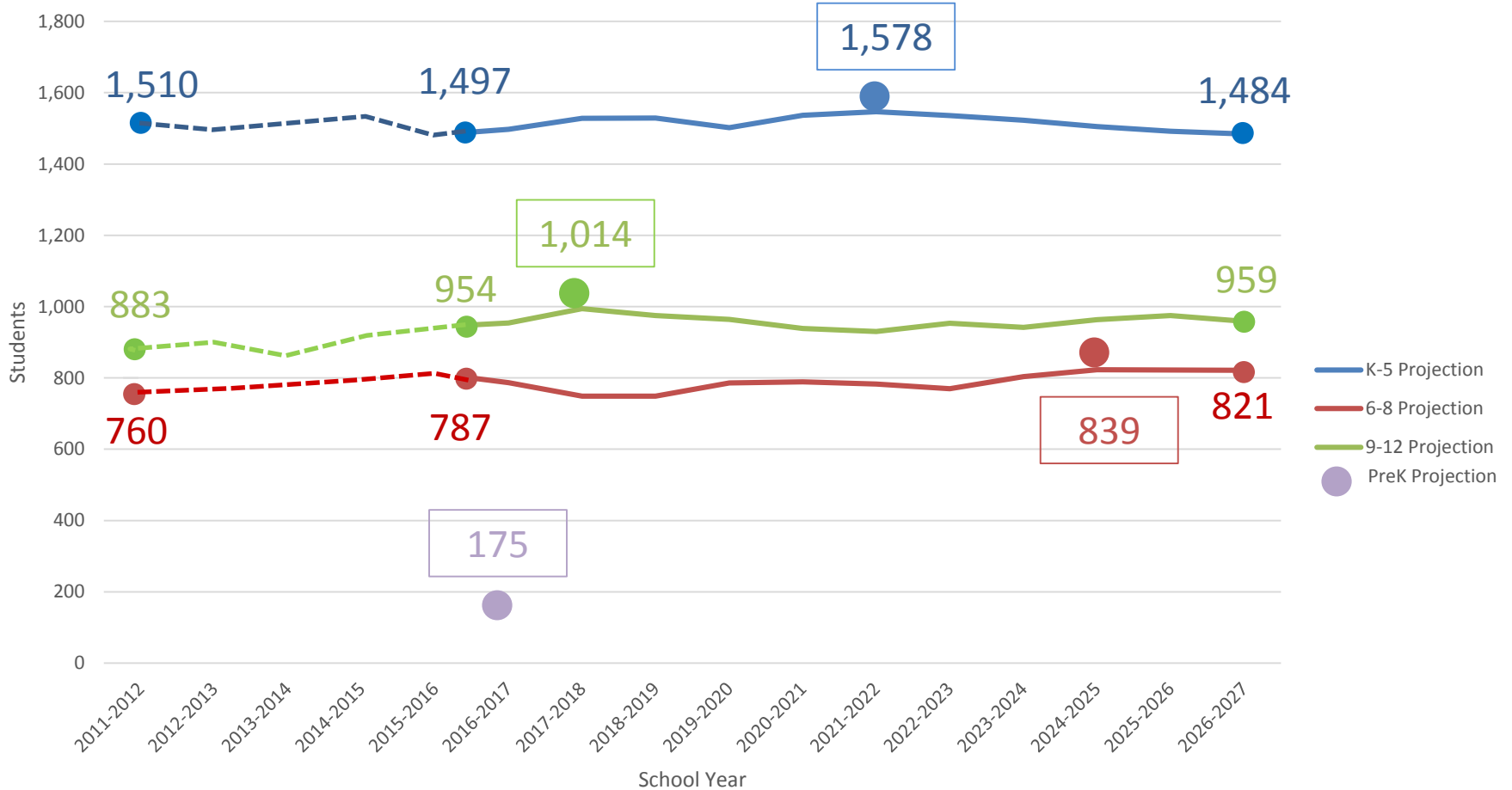
Preliminary Grade Grouping Forecast

McKibben Demographics - January 2017




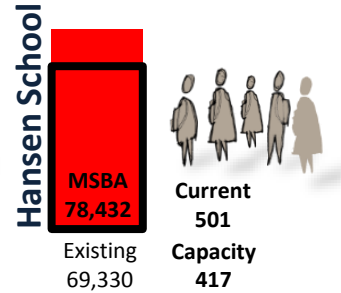
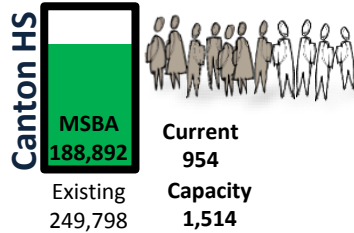
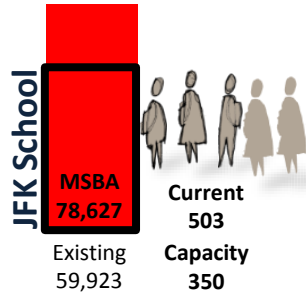
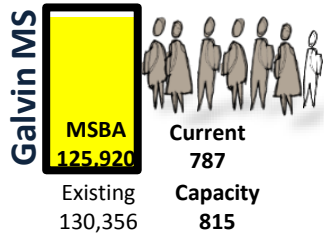
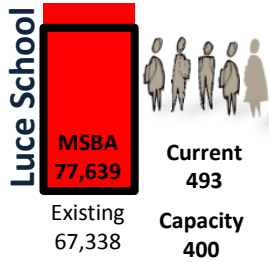

Preliminary Grade Grouping Forecast – Target Enrollments

McKibben Demographics - January 2017



Space Needs Assessments

space needs analyses - capacity



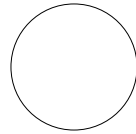
space needs analyses - capacity by classroom count

School	2016-2017 Enrollment	Capacity @ 18 Students/ Class Full-Day K, 23 Students/ Class 1st-12th Grades 71% Utilization Rate 7-12	Capacity @ 23 Students/ Class 1st- 12th Grades 85% Utilization Rate 7-12
Rodman Early Childhood Center	90	90	-
Hansen Elementary School	501	506	-
JFK Elementary School	503	492	-
Luce Elementary School	493	488	-
Galvin Middle School	787	800	958
Canton High School	954	914	1095

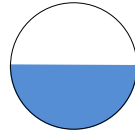
space needs analyses - Long Range Classroom Need

School	2016-2017 Enrollment	Target Enrollments	Total Existing Classrooms/ Teaching Stations	Total Projected Need Classrooms/ Teaching Stations @ 71% U	Total Projected Need Classrooms/ Teaching Stations @85% U	Projected Need for Additional Classrooms / Teaching Stations @71% U	Projected Need for Additional Classrooms/ Teaching Stations @85% U
Rodman Early Childhood Center	90	175	6	12	12	6	-
Hansen Elementary School	501	526	25	26	26	1	-
JFK Elementary School	503	526	24	26	26	2	-
Luce Elementary School	493	526	24	26	26	2	-
Galvin Middle School	787	839	49	51	43	2	-6
Canton High School	954	1014	56	62	52	6	-4


programmatic space needs summary




Excellent




Very Good



Good



Fair



Poor

	Capacity - GSF	Capacity – CR Count	Classroom Size	Utilization	Missing/ Inappropriate space
Roman ECC					
Canton High School					
Galvin Middle School					
JFK ES					
Hansen ES					
Luce ES					

Update on Facility Assessments



SITE	EXTERIOR				INTERIOR			
	Circulation	Roof	Walls, Windows, and Doors	Thermal	MEP/FP	Finishes	ADA	Health, Safety, and Welfare
Canton HS								
Galvin MS								
Hansen ES*								
JFK ES								
Luce ES								
Rodman ECC					M E/FP			

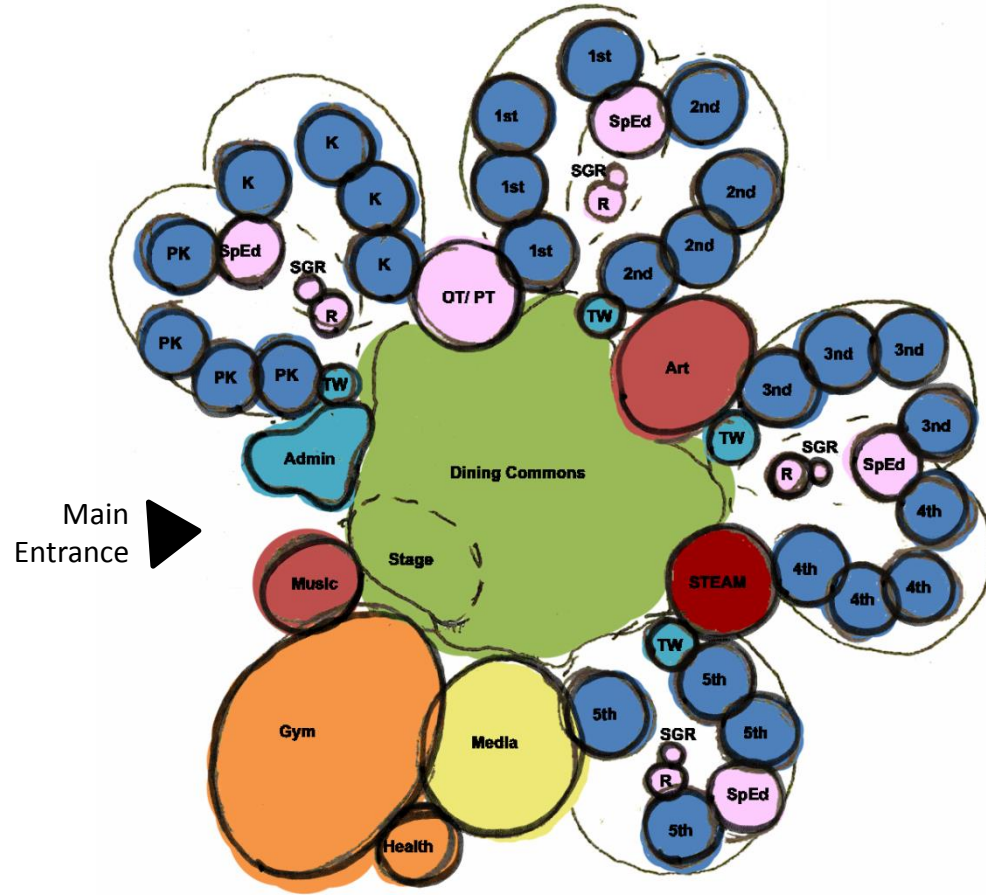
*Ratings indicate 1969 portions of building. New addition and its project components are in Excellent condition.

Principals' Workshops' Outcomes

Principals' Workshops: ES

Guiding Design Principles

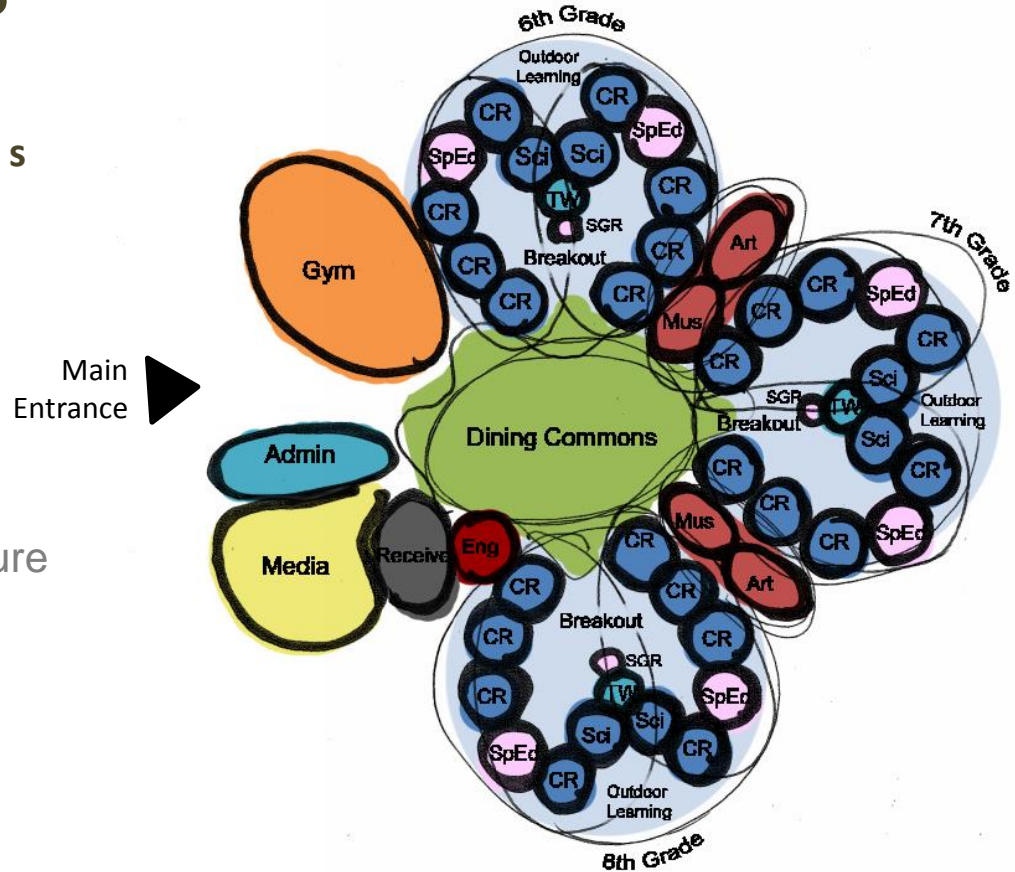
- Assume PK-5
- Grade Level Teams
- Flexible, Collaborative Space that can Adapt to Educational Needs over Time
- Access to Outdoor Learning
- Indoor Environmental Quality – Thermal Comfort & Daylight
- Separate Public & Private
- Parity Across Schools
- Dedicated Special Ed Space at all Grade Levels



Principals' Workshops: MS

Guiding Design Principles

- Unifying multi-purpose commons
- Space that promotes Collaboration
- Access to technology
- Make learning visible
- Prioritize Flexibility – Space & Furniture
- Access to outdoor learning
- Separation of public & private
- Support Global Learning



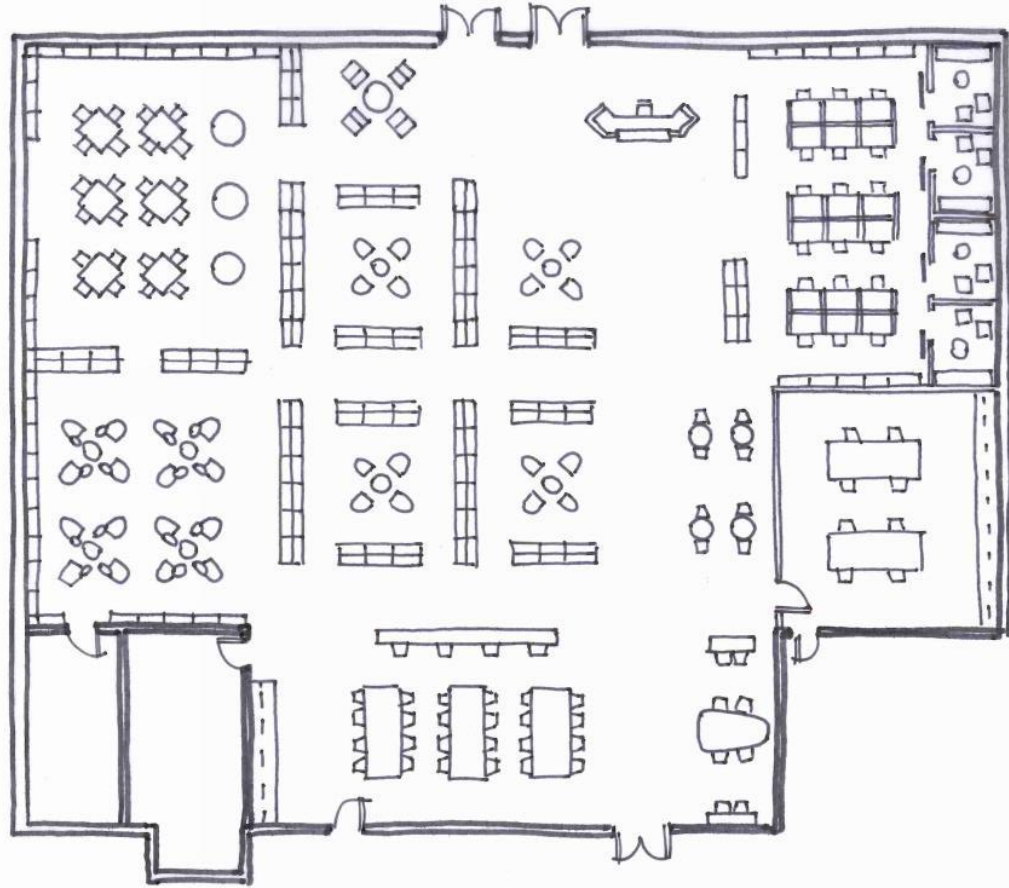
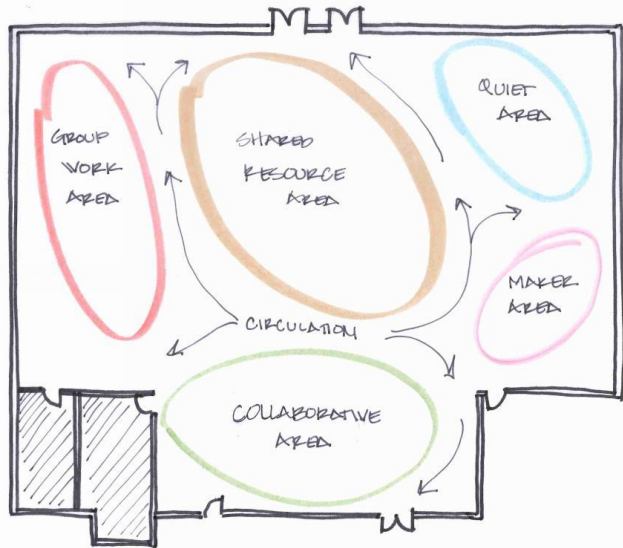
Principals' Workshops: HS

Possible Targeted Interventions

- Media Center
- Lower Fields/ Parking Reconfiguration
- Computer Labs
- Performing Arts Space

Principals' Workshops: HS

Library / Media



Principals' Workshops: HS

Library / Media



**Visioning
Session #2
Outcomes**

Visioning Session #2 – Key Take-aways

Grade Configuration

- The District is not afraid to consider change

When developing options, D&W will explore:

- PK | K-5 | 6-8 | 9-12
- PK-2 | 3-5 | 6-8 | 9-12
- PK-3 | 4-7 | 8-12

School Size

- Elementary: 300-500 students
- Middle School: 600-800 students
- High School: 900-1,200 students

Location of Pre-K

- Early childhood model is preferred

**District
Administration
Program**

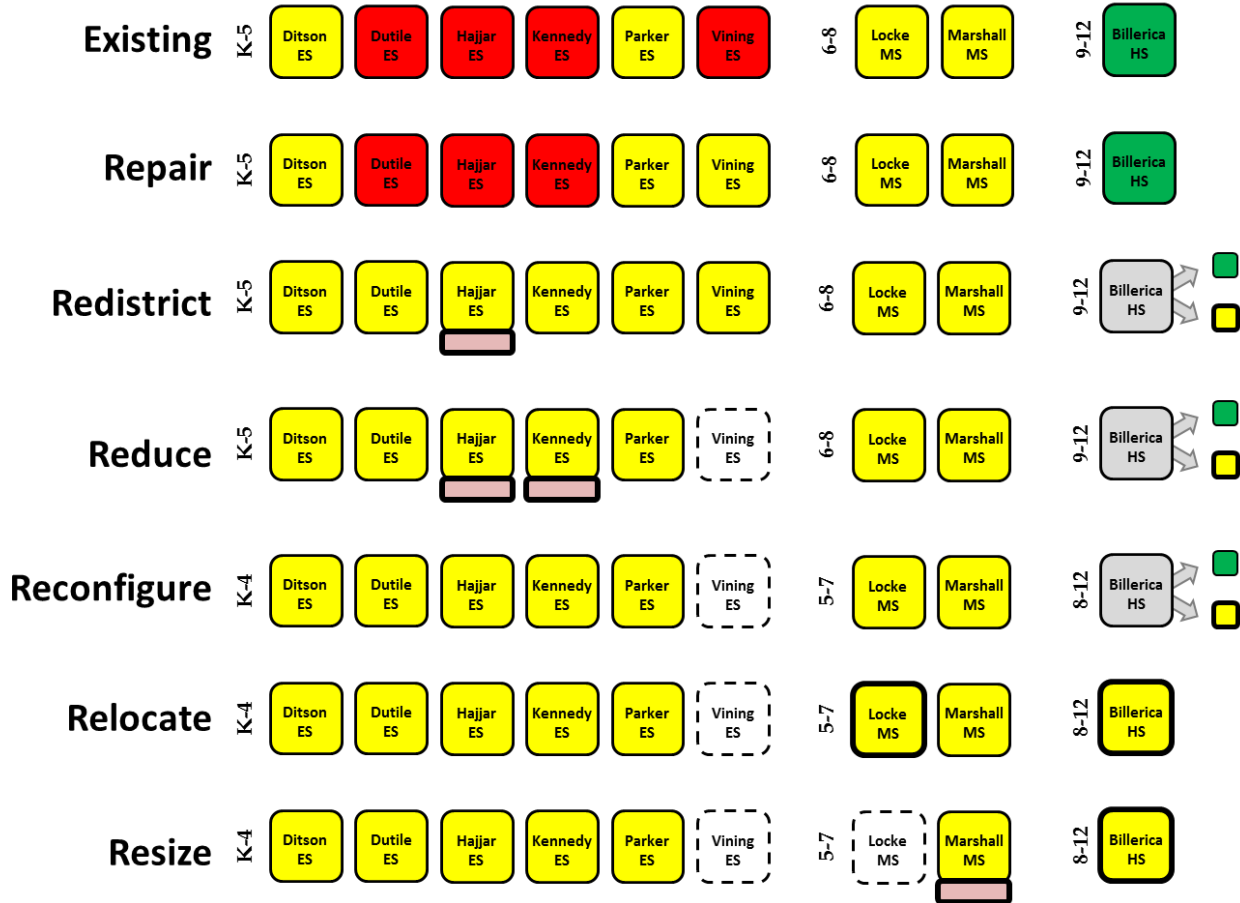
D i s t r i c t A d m i n i s t r a t i o n

- ~21,500 GSF desired
- ~16,000 GSF existing
- Space needs & functionality may change depending on preferred location of DA
- Rodman location will be considered for other programmed functions including DA as part of master plan options development. Future use will be dependent on outcome of preferred option
- Procurement process with developer driven option should be reviewed

Next Steps

- Begin Master Plan Options Development
- Generate Evaluation Criteria & Prioritize Master Plan Options

options - district-wide example



options – evaluation criteria example

Weight	Criteria
18	Building Condition
14	Alignment with Enrollment
18	Missing & Inappropriate Spaces/ Alignment between Education & Facility
6	Time to Completion
6	School Size
3	Building Size
9	Building Count & Location
3	Transportation Costs
3	Operating Costs
3	HR Costs
6	Grade Configuration
6	Enrollment Parity at Elementary Schools
14	Impact the Most Students
100	

options - site test fits example

Option	Building Config	Enrollment	Bldg GSF	Parking	Phasing Notes
C-1 At Gates PRIORITY 1	New Twin School Grades 1-6	421 + 421 = 842 total	69,837*2 = 139,674 sf	168	<ol style="list-style-type: none"> 1. Construct New School on Gates site 2. Move 1-6 students from Gates, Conant and Douglas into new school 3. Move K students from Gates and Douglas into Conant 4. Demolish Gates and complete sitework 5. Take Douglas offline –

LEGEND

- Wooded swamp/ wetland
- 200' resource area
- 100' wetland buffer
- 1% flood plain
- 100' resource area
- 200' resource area
- Hydro connections
- Stream

↑
N



QUESTIONS

